





Delta Recreational



Description: The classic Delta handcycle style with two wheels in the back and one in the front. The recreational version is significantly taller, so you have a level transfer to your wheelchair.

Pros	Cons
Easier to transfer in and out of Usually simpler in design Less expensive	Not really meant for "proper rides" Can tip on turns if not careful

Handcycle models

Handcycle	Price	Image
Top End Lil' Excelerators	\$4,999	
Top End Exceleator	\$4,999	
Top End Exceleator	\$4,999	

Revision #14

Created 21 November 2025 04:36:43 by Anatol Poppe

Updated 13 April 2026 03:55:53 by Anatol Poppe