


Handcycle Styles

This our guide to the various handcycle styles. This wiki is organized using Bookstack, which organizes information as shelves, books, and pages. Each Page below describes a handcycle style and has a list of handcycle models along with prices that fall under each style.



If you are interested in adding more information or editing this wiki, please e-mail us at info@ablebodied.org to ask to be added as an editor.

- [Delta Gravel](#)
- [Delta Off-road](#)
- [Delta Road](#)
- [Delta Recreational](#)
- [A-ATV](#)
- [Tadpole](#)
- [Attachable](#)
- [Prone](#)
- [Handcycle Guide](#)
- [Recumbent Trike](#)
- [Recumbent Trike](#)
- [Recumbent Trike](#)

Delta Gravel



Description: The classic Delta handcycle style with two wheels in the back and one in the front. The gravel version of delta is more upright than road, has mountain bike tires, but no suspension and less clearance than off-road.

 Pros	 Cons
---	---


Low center of gravity makes it more stable on turns More space to swing leg over crank Less complicated drivetrain (might be more reliable) More comfortable than the tadpole style

Bad turning radius Lower clearance Traction issues with front wheel spinning going up hills on gravel

Handcycle models

Handcycle	Price	Image
Top End E-Force 3	\$12,199 has e-assist	
Top End Force 3	\$5,999	
Sport-On XCR Gravel		
Sport-On XCR	\$6,399 has e-assist	
Sport-On Troublemaker	\$4,995 has e-assist	
Lasher Arc	\$9,995	
Lasher Arc-E	\$14,995 has e-assist	
Maddiline Sterrato	\$14,100 has e-assist	
Maddiline Race-X/XE	\$9,900 has e-assist	
Freedom Ryder E1	\$6,349 has e-assist	







Delta Off-road




Description: The classic Delta handcycle style with two wheels in the back and one in the front. The gravel version of delta is more upright than road, has mountain bike tires, but no suspension and less clearance than off-road.

Pros	Cons
Ability to go off-road Suspension makes ride smoother, even on roads with potholes	Front wheel drive will cause issues on inclines Crappy turning radius makes a lot of off-road trails impossible



Handcycle models

Handcycle	Price	Image
Bowhead Rogue	\$13,999 has e-assist has suspension	
Lasher ATH-FS	\$14,995 has suspension	
Lasher ATH-FSe	\$20,995 has e-assist has suspension	
HandBikeGarage.it Scrambler	\$9,000 has e-assist has suspension	
Maddiline CWX	\$14,800 has e-assist has suspension	
Maddiline XTrail	\$14,800 has e-assist has suspension	

Delta Road








Description: The classic Delta handcycle style with two wheels in the back and one in the front. The road version is usually lower to the ground and you lay almost flat. Handcycles are optimized fo low weight.

 Pros	 Cons
---	---


Low center of gravity makes it more stable on turns Low wind resistance means you can pedal faster Generally lighter weight

Hard to be seen on the road as you are so low Almost no clearance Traction issues with front wheel spinning going up hills on gravel

Handcycle models

Handcycle	Price	Image
Top End Force R	\$9,999	
Top End Force RX	\$9,999	
Top End Force G	\$7,999	
Maddiline Carbide3	\$25,900	
Maddiline Pro Evo	\$10,900	




Delta Recreational




Description: The classic Delta handcycle style with two wheels in the back and one in the front. The recreational version is significantly taller, so you have a level transfer to your wheelchair.

Pros	Cons
Easier to transfer in and out of Usually simpler in design Less expensive	Not really meant for "proper rides" Can tip on turns if not careful

Handcycle models

Handcycle	Price	Image
Top End Lil' Excelerators	\$4,999	
Top End Exceleator	\$4,999	
Top End Exceleator	\$4,999	








A-ATV




Description: Adaptive all terrain vehicle does not have a crank, but can be used on off-road trails and many times trails most handcycles cannot go.

Pros	Cons
Can get to inaccessible places you never thought you could go	Not as much of a workout Less challenging

Handcycle models

Handcycle	Price	Image
Bowhead Reach	\$16,999 has e-assist has suspension	
Bowhead Ranger	\$18,999 has e-assist has suspension	
Quadrix Quadrix Axxess e3	UNKNOWN has e-assist has suspension	
Quadrix Quadrix Axxess Touch e3	UNKNOWN has e-assist has suspension	
Quadrix Quadrix Watt's e3	UNKNOWN has e-assist has suspension	
Quadrix Quadrix Ibex e3	UNKNOWN has suspension	
Quadrix Quadrix Hand's	UNKNOWN has suspension	






Tadpole




Description: Off-road style handcycle with two wheels in the front and the drive wheel in the back.

Pros	Cons
Good turning radius Rear wheel drive for better traction going up hills High seat leads to easier transfer (but lifting leg over crank can be a challenge)	High center of gravity so may tip Fairly complicated drive train



Handcycle models

Handcycle	Price	Image
Bowhead RX	\$17,999 has e-assist has suspension	
Sport-On Jeetrike	\$15,299 has e-assist has suspension	
Reactive Adaptations Nuke	\$12,800 has suspension	
Reactive Adaptations Wildcat T1	\$8,000	
Reactive Adaptations Mako	\$17,800 has e-assist has suspension	

Attachable




Description: Attachable handcycle that clamps a third wheel onto your wheelchair.

 Pros	 Cons
No need to transfer Easier to store You bring your wheelchair with you	Generally poor traction on uphill You are more tippy in your wheelchair



Handcycle models

Handcycle	Price	Image
-----------	-------	-------

Prone



Description: Off-road style handcycle where the user is kneeling and facing downwards







 Pros	 Cons
Good for descending as you have a handlebar as in a regular bike Can use arms to balance off of rocks	Harder to transfer into Harder to pedal and steer Less comfortable



Handcycle models

Handcycle	Price	Image
Sport-On Explorer	\$13,399 has e-assist has suspension	
Reactive Adaptations Bomber RS	\$11,950 has suspension	
Reactive Adaptations Hammerhead	\$15,100 has suspension	


Handcycle Guide

There are different styles of handcycles that are optimized for different use cases. The Delta style handcycle is the more classic design with two wheels in the rear and one in the front. It is great for road and gravel riding, but the front wheel can lose traction on the dirt, so off-road handcycles started to have two wheels in the front and the drive wheel is in the back so that you get significantly better traction. You can click on each style to see the pros and cons as well as a list of handcycles and prices under each style..

Style	Description	Image
Delta	The classic Delta handcycle style with two wheels in the back and one in the front. The gravel version of delta is more upright than road, has mountain bike tires, but no suspension and less clearance than off-road. This is a great beginner handcycle and with e-assist is the most comfortable ride you will get on the road.	
Delta Off-road	The off road version Delta has suspension, which helps absorb bumps and makes for a much smoother ride over bumpier terrain. Note that front wheel drive can lead to traction issues on steeper hills.	
Delta Road	The road version is usually lower to the ground and you lay almost flat. Handcycles are optimized for low weight, which can help with independent loading into a car.	
Delta Recreational	The recreational version is significantly taller, so you have a level transfer to your wheelchair.	
Prone (Off-road)	Off-road style handcycle where the user is kneeling and facing downwards. Generally most capable at handling hardcore downhill sections or climbing over rock gardens.	
Tadpole (Off-road)	Off-road style handcycle with two wheels in the front and the drive wheel in the back, much better traction and tighter turning radius.	

<p>A-ATV</p>	<p>Adaptive all terrain vehicle does not have a crank, but can be used on off-road trails and many times trails most handcycles cannot go.</p>	
<p>Attachable</p>	<p>Attachable handcycle that clamps a third wheel onto your wheelchair.</p>	


Recumbent Trike





Description: A foot powered trike with two wheels in the front

Pros	Cons
Has three wheels so easier to balance on	Heavier than a two wheel bike You need leg strenght to use


Recumbent Trike




Description: A foot powered trike with two wheels in the front

 Pros	 Cons
Has three wheels so easier to balance on	Heavier than a two wheel bike You need leg strenght to use



Handcycle models

Handcycle	Price	Image
Reactive Adaptations Stinger	\$9,500	

Recumbent Trike



Description: A foot powered trike with two wheels in the front

 Pros	 Cons
Has three wheels so easier to balance on	Heavier than a two wheel bike You need leg strenght to use

Handcycle models

Handcycle	Price	Image
Reactive Adaptations Stinger	\$9,500	